









Quick Reference Regen Card for Certain SSL, MTL and CTL models

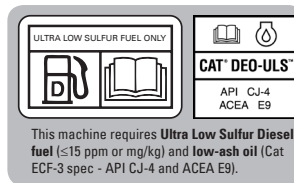
| Warning Indicator | Machine Action | Operator Action |
|---|---|--|
| | If the parking brake is engaged and the implements and auxiliary hydraulics are not activated, the ECM may increase the engine speed. | <ul style="list-style-type: none"> • No Action Required. |
|  | If the machine is being operated and the engine speed is below the green shaded area on the throttle knob, the DPF light may turn on. | <ul style="list-style-type: none"> • Increase the engine speed to the green shaded area on the the Engine Speed Control Knob and the DPF light will turn off. • Continue to operate the machine. |
|    | The engine will derate until regeneration is completed. | <ul style="list-style-type: none"> • Stop machine. • Engage the parking brake. • Set the engine speed to low idle. • The ECM will automatically increase the engine speed. • This may take up to 30 minutes. |
|     | The engine will remain derated. | <ul style="list-style-type: none"> • A regeneration must be completed through Caterpillar Electronic Technician (ET), contact an authorized Cat® Dealer immediately. <p>If the engine is run through these warning indicators, the DPF will require cleaning and may require replacing. Engine damage may also occur.</p> |

When "DPF" light is on; increase engine speed to green zone.

SSL: 236D, 242D, 246D, 262D, 272D, 272D XHP

MTL: 257D, 277D, 287D

CTL: 259D, 279D, 289D, 299D, 299D XHP



QUESTIONS?

Contact your local Cat Dealer.

© 2013 Caterpillar. All Rights Reserved. Printed in USA.
CAT, CATERPILLAR, their respective logos, "Caterpillar Yellow" and the "Power Edge" trade dress as well as corporate and product identity used herein, are trademarks of Caterpillar and may not be used without permission.

450-0607

